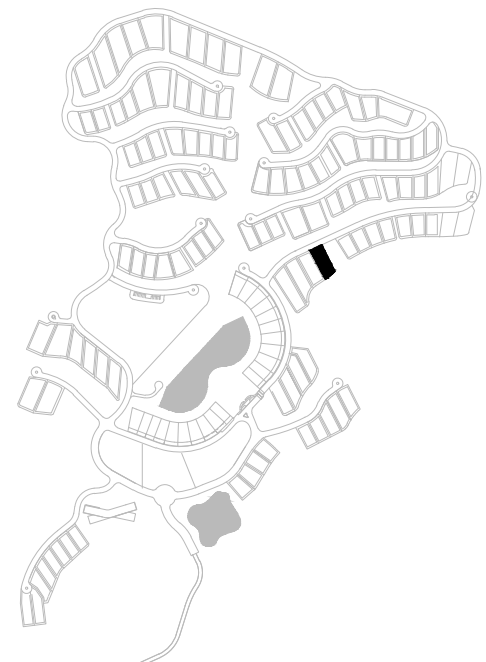
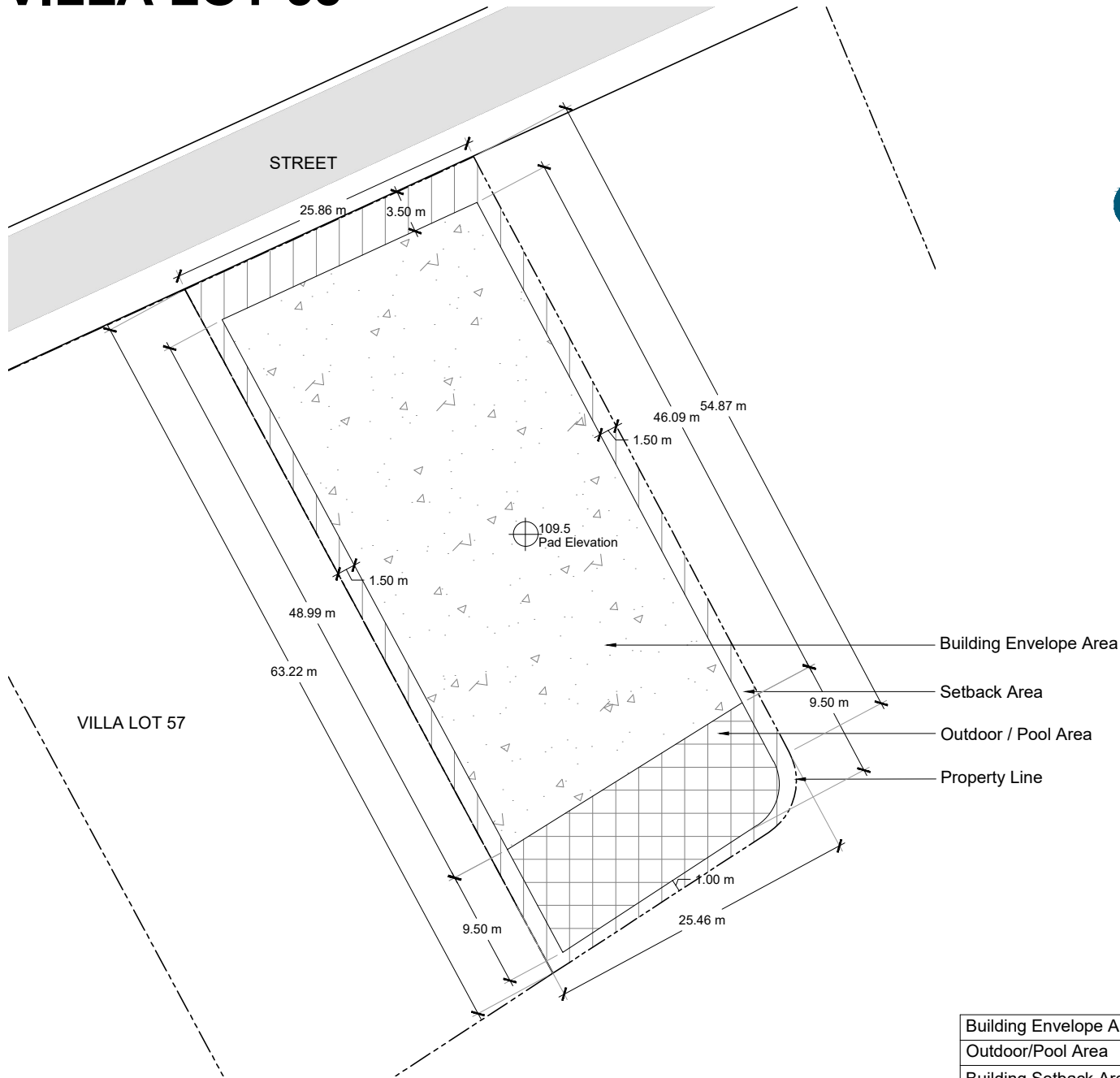
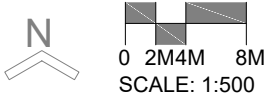


VILLA LOT 58



- Building Envelope Area
- Setback Area
- Outdoor / Pool Area
- Property Line



The locations of the Private Area Envelope and other physical structures and height of the pad elevation depicted on this diagram are approximations. Purchaser is advised to verify the same and other site conditions prior to commencing construction by obtaining a survey from a registered surveyor. This lot diagram is preliminary, based on preliminary lot line and grading information. This diagram will be revised when final lot lines and grading information are available.

Building Envelope Area	1,074 sq.m.	11,560 sq.ft.
Outdoor/Pool Area	206 sq.m.	2,217 sq.ft.
Building Setback Area	284 sq.m.	3,056 sq.ft.
Total Lot Area	1,567 sq.m.	16,867 sq.ft.
Pad Elevation	+109.5 m	+359.2 ft.
Maximum Floors	4.75m / 1 Story	15.58ft / 1 Story