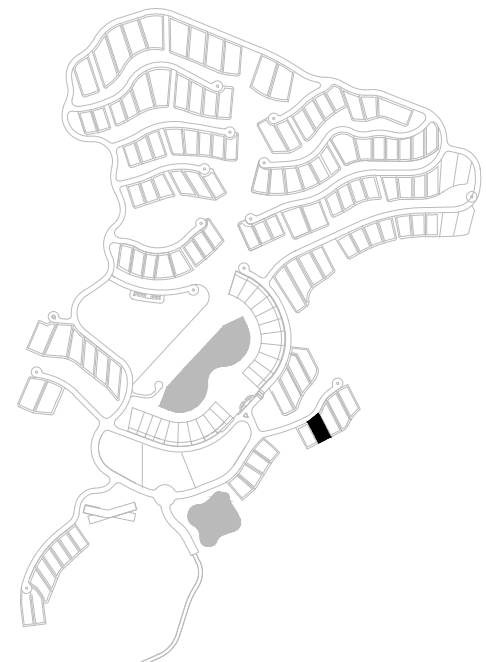
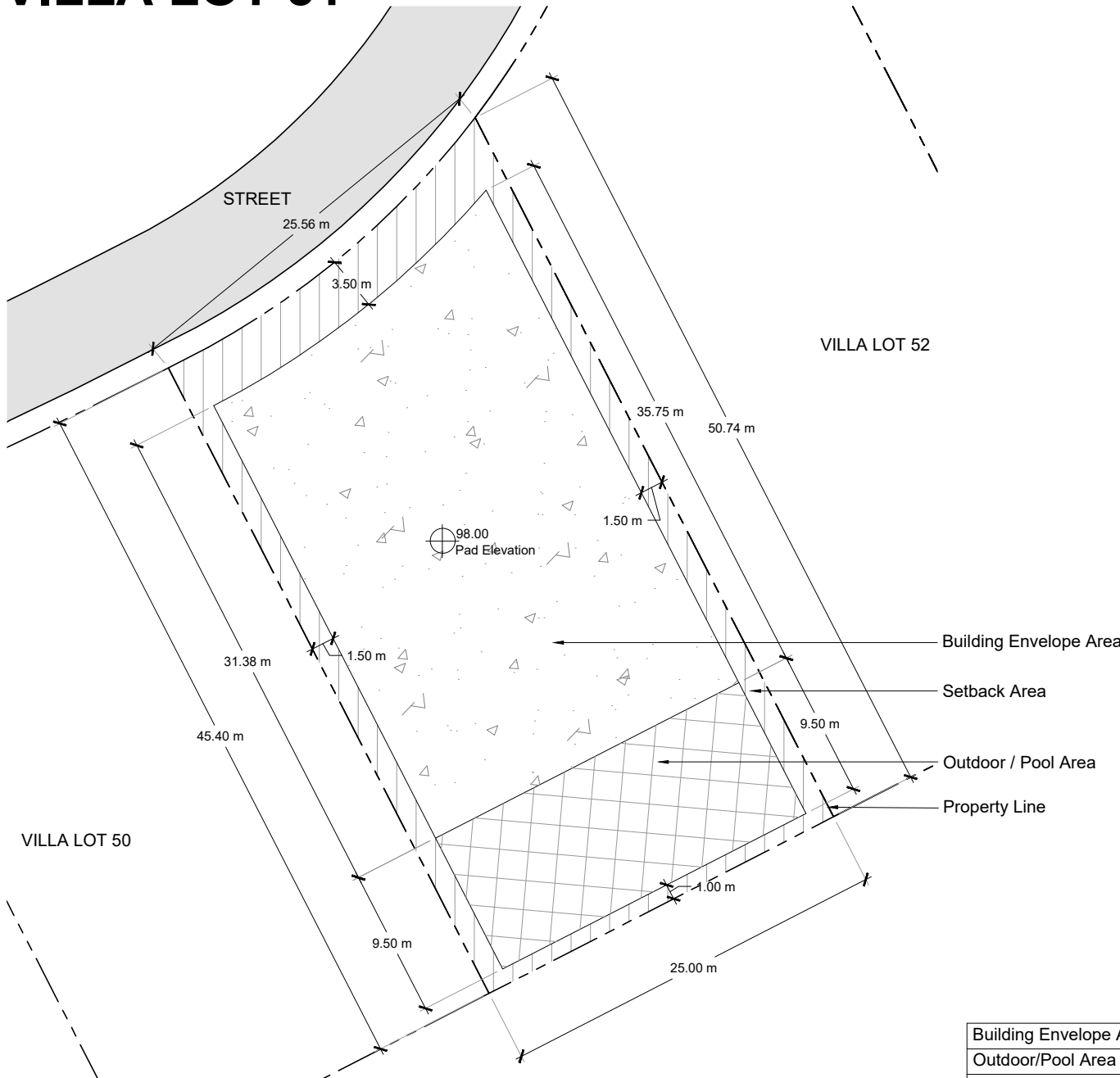
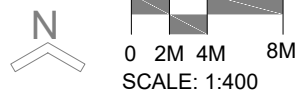


VILLA LOT 51



- Building Envelope Area
- Setback Area
- Outdoor / Pool Area
- Property Line



The locations of the Private Area Envelope and other physical structures and height of the pad elevation depicted on this diagram are approximations. Purchaser is advised to verify the same and other site conditions prior to commencing construction by obtaining a survey from a registered surveyor. This lot diagram is preliminary, based on preliminary lot line and grading information. This diagram will be revised when final lot lines and grading information are available.

Building Envelope Area	722 sq.m.	7,771 sq.ft.
Outdoor/Pool Area	209 sq.m.	2,250 sq.ft.
Building Setback Area	245 sq.m.	2,637 sq.ft.
Total Lot Area	1,176 sq.m.	12,658 sq.ft.
Pad Elevation	+98 m	+321.5 ft.
Maximum Floors	4.75m / 1 Story	15.58ft / 1 Story