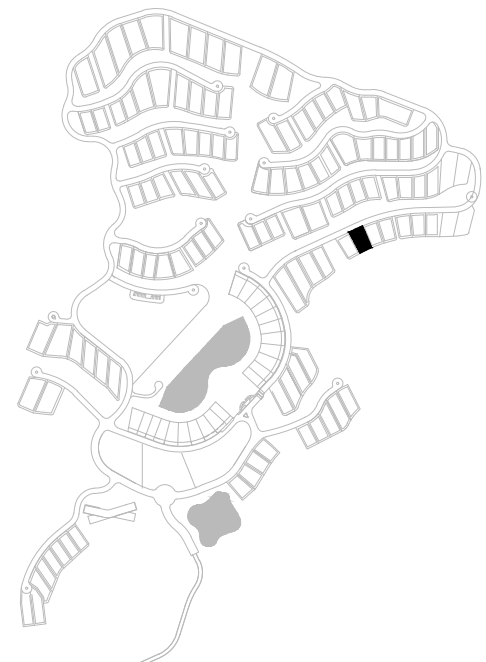
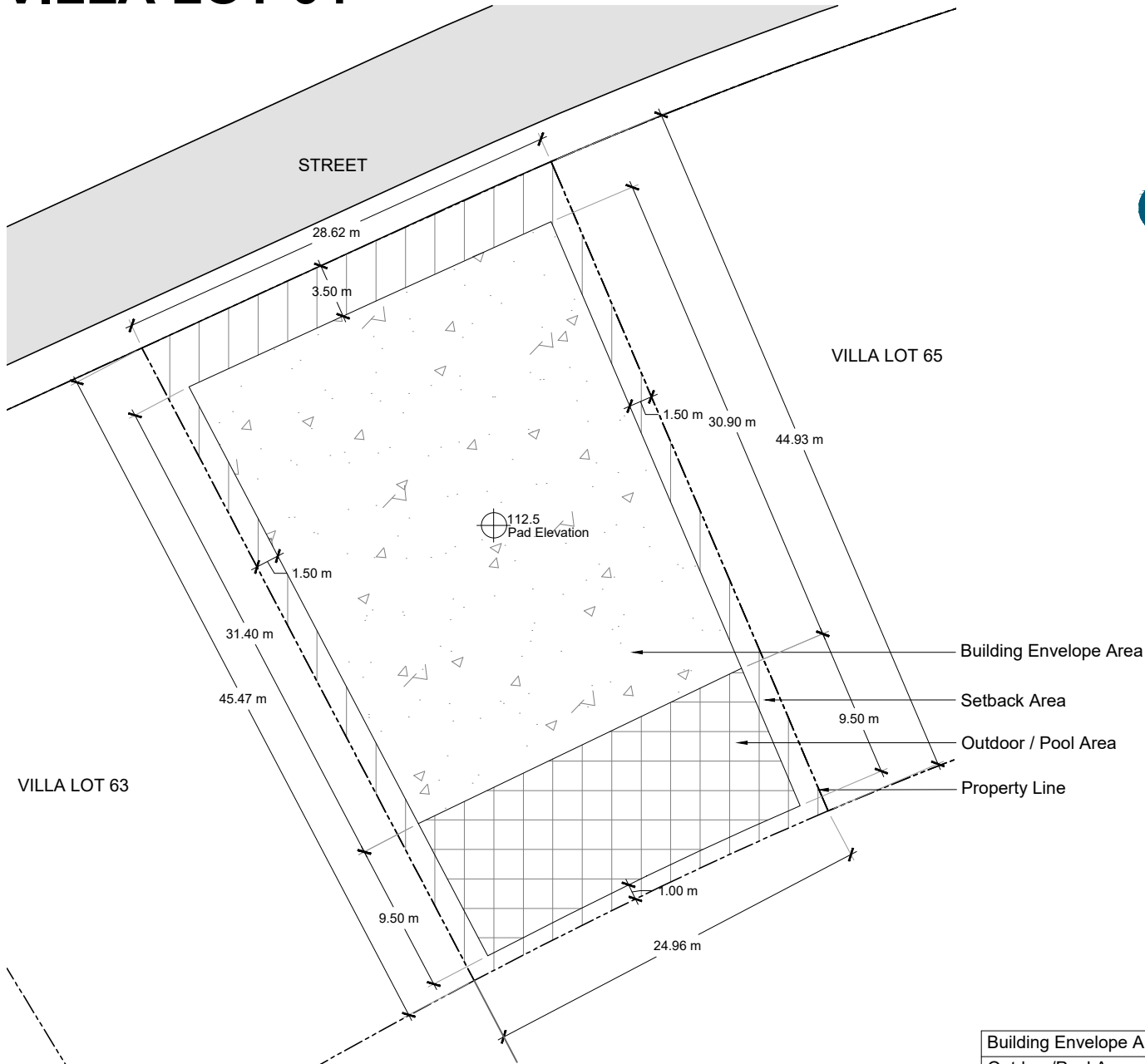
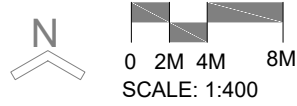


# VILLA LOT 64



- Building Envelope Area
- Setback Area
- Outdoor / Pool Area
- Property Line



The locations of the Private Area Envelope and other physical structures and height of the pad elevation depicted on this diagram are approximations. Purchaser is advised to verify the same and other site conditions prior to commencing construction by obtaining a survey from a registered surveyor. This lot diagram is preliminary, based on preliminary lot line and grading information. This diagram will be revised when final lot lines and grading information are available.

Building Envelope Area	750.00 sq.m.	8,072.90 sq.ft.
Outdoor/Pool Area	210.10 sq.m.	2,261.50 sq.ft.
Building Setback Area	246.70 sq.m.	2,655.50 sq.ft.
Total Lot Area	1,206.80 sq.m.	12,989.90 sq.ft.
Pad Elevation	+112.5 m	+369.09 ft.
Maximum Floors	5m / 1 Story	